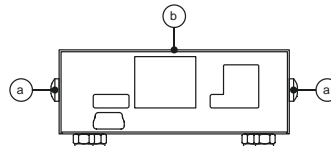


BC1 Beaglebone BLACK Desktop Case

by
embeddedglow.com

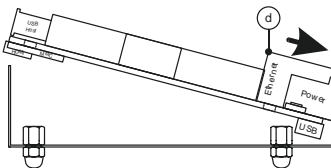
INSTALLATION INSTRUCTIONS



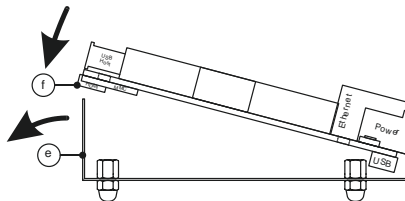
Step 1: Unscrew outer screws **a** and remove cover **b**.



Step 2: Unscrew inner screws **c**.



Step 3: Insert LAN connector **d** into case opening.



Step 4: **GENTLY** bend rear case wall about 1 or 2 mm and insert HDMI connector **f** into its opening. When released the rear wall will return to its original position. **DO NOT** use tools.

Step 5: Replace inner screws **c**, case cover **b** and outer screws **a**. As case metal is thin, please be careful when inserting outer screws **a** and do not overtighten them.

Disclaimer: All information in this document is provided in connection with embeddedglow.com products. No license, express or implied, by estoppel or otherwise, to any intellectual property right is granted by this document or in connection with the sale of embeddedglow.com products. **EXCEPT AS SET FORTH IN EMBEDDEDGLOW.COM TERMS AND CONDITIONS OF SALE, WEBSITE OWNER ASSUMES NO LIABILITY WHATSOEVER AND DISCLAIMS ANY EXPRESS, IMPLIED OR STATUTORY WARRANTY RELATING TO HIS PRODUCTS INCLUDING, BUT NOT LIMITED TO, THE IMPLIED WARRANTY OF MERCHANTABILITY, FITNESS FOR A PARTICULAR PURPOSE, OR NON-INFRINGEMENT. IN NO EVENT WILL WEBSITE OWNER BE LIABLE FOR ANY DIRECT, INDIRECT, CONSEQUENTIAL, PUNITIVE, SPECIAL OR INCIDENTAL DAMAGES, INCLUDING WITHOUT LIMITATION, DAMAGES FOR LOSS OF PROFITS, BUSINESS INTERRUPTION, OR LOSS OF INFORMATION, ARISING OUT OF THE USE OR INABILITY TO USE THIS DOCUMENT.**

Website owner makes no representations or warranties with respect to the accuracy or completeness of the contents of this document and reserves the right to make changes to specifications and product descriptions at any time without notice. Website owner does not make any commitment to update the information contained herein.

Embeddedglow.com products are not intended, authorized, or suitable for, and shall not be used in automotive applications and/or as components in applications intended to support or sustain life.

The content of this document is protected by Copyright. It cannot be copied or distributed in any way without the permission of the copyright holder. All rights are reserved.